

## **KODAK VISION3 250D**

Color Negative Film 5207/7207

# **All the beauty of daylight.**

## **Consistent quality performance.**

KODAK VISION3 250D Color Negative Film raises the bar for outdoor shooting. Incorporating the unparalleled performance of KODAK VISION3 500T in a medium-speed, daylight-balanced emulsion, you get the freedom and creativity of daylight without compromising on quality.

Outstanding performance in the extremes of exposure, reduced grain in the shadows and the ability to push the boundaries of underexposure with stunning results. KODAK VISION3 250D performs on set and in the suite, letting you move faster when you're shooting and pull out more of the highlight detail in post.

With the increased flexibility, control, image quality and archival stability you've come to expect from KODAK VISION3 film, the KODAK VISION3 250D pushes the possibilities of shooting on film, wherever you are.

KODAK VISION3 250D. Your vision is always evolving. Ours is too.



# KODAK VISION3 250D

## Color Negative Film 5207/7207

### Base

Acetate safety base with rem-jet backing.

### Darkroom Recommendations

Do not use a safelight. Handle unprocessed film in total darkness.

### Processing

ECN-2

### Storage

Store unexposed film at 13°C (55°F) or lower. For storage of unexposed film longer than 6 months, store at -18°C (0°F). Process film promptly.

### Exposure Index

Daylight (5500K)—250; Tungsten—64 (with KODAK WRATTEN 2 Gelatin Filter No. 80A)

### Laboratory Aim Density

Time negative originals relative to Laboratory Aim Density (LAD) Control Film supplied by Eastman Kodak Company. More information about LAD and Digital LAD is available online at [www.kodak.com/go/LAD](http://www.kodak.com/go/LAD)

### Color Balance

This film is balanced for exposure with daylight illumination (5500K). For other light sources, use the correction filters in the table to the right.

### Reciprocity

No filter corrections or exposure adjustments for exposure times from 1/1000 of a second to 1 second. If your exposure is in the 10-second range, increase exposure 1 stop and use a KODAK WRATTEN 2 Filter, Color Compensating CC10R.

### Identification

After processing, the Kodak internal product code symbol (EN), product code number 5207, emulsion/roll number identification, and EASTMAN KEYCODE Numbers are visible along the length of the film.

### Grain

The perception of graininess of any film depends on scene content, complexity, color, and density. In KODAK VISION3 250D Color Negative Film 5207/7207, the measured granularity is exceptionally low.

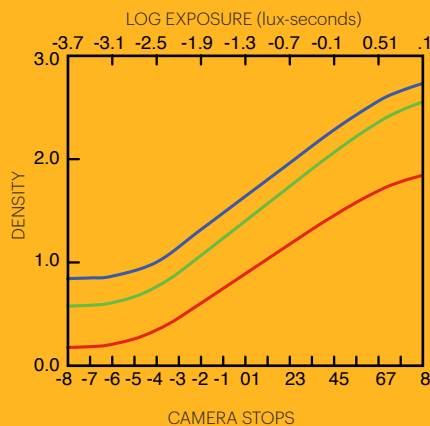
### Sharpness

The perceived sharpness of any film depends on various components of the motion picture production system. Camera and projector lenses, film printers, and other factors play a role, but the specific sharpness of a film can be measured and charted in the Modulation Transfer Curve.

Light Source	KODAK Filters on Camera*	Exposure Index
Daylight (5500 K)	None	250
Metal Halide	None	250
H.M.I.	None	250
KINO FLO KF55	None	250
Tungsten (3000 K)	WRATTEN2 Optical No. 80A	64
Tungsten (3200 K)	WRATTEN2 Optical No. 80A	64
KINO FLO KF29	WRATTEN2 Optical No. 80A	64
KINO FLO KF32	WRATTEN2 Optical No. 80A	64
Fluorescent, Warm White †	WRATTEN2 CC20M + CC05R	160
Fluorescent, Cool White †	WRATTEN2 CC40R	160

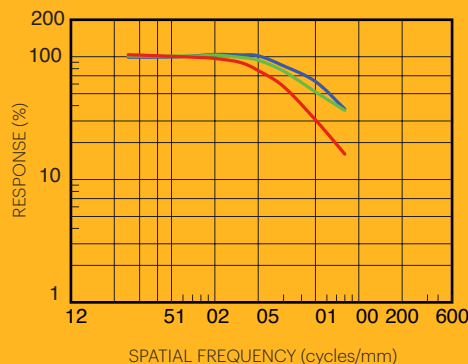
\* These are approximate corrections only.

† These are starting-point recommendations for trial exposures. If the kind of lamp is unknown, a KODAK WRATTEN2 Color Compensating Filter CC20M + CC10B can be used with an exposure index (EI) of 160.



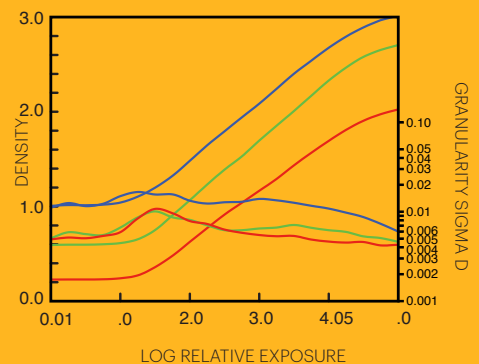
### SENSITOMETRIC CURVES

"0" on the x-axis represents normal exposure of an 18-percent gray card in the red, green, and blue layers of this film. A white card is 2½ stops higher than normal exposure, and there are at least 3½ stops above that for capturing specular highlight detail. A 3-percent black card is 2½ stops below normal exposure. There are at least 2½ stops of latitude below that for capturing shadow detail.



### MODULATION-TRANSFER CURVES

This graph shows a measure of the visual sharpness of this film. The x-axis, "Spatial Frequency," refers to the number of sine waves per millimeter that can be resolved. The y-axis, "Response," corresponds to film sharpness. The longer and flatter the line, the more sine waves per millimeter that can be resolved with a high degree of sharpness — and the sharper the film.



### DIFFUSE RMS GRANULARITY CURVES

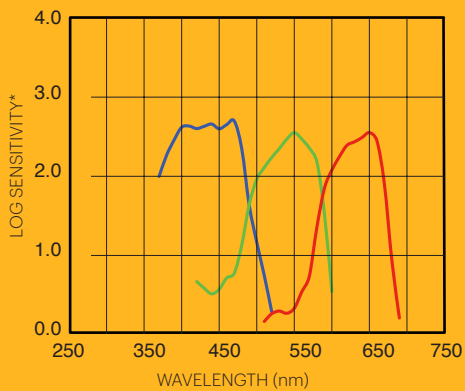
To find the rms granularity value for a given density, find the density on the left vertical scale and follow horizontally to the sensitometric curve and then go vertically (up or down) to the granularity curve. At that point, follow horizontally to the Granularity Sigma D scale on the right. Read the number and multiply by 1000 for the rms value.

## STANDARD PRODUCTS AVAILABLE\*

CAT NO.	Format and Specification No.	Length in meters (feet)	Core	Description	Perforations/Pitch Metric (imperial)	MOQ	FTO**
7437189	65 mm SP332	122 (400)	P	Emulsion In	KS-4740 (KS-1866)	1	
1065127	65 mm SP332	152 (500)	P	Emulsion In	KS-4740 (KS-1866)	15	Yes
1227636	65 mm SP332	305 (1000)	P	Emulsion In	KS-4740 (KS-1866)	15	Yes
1001783	35 mm SP718	61 (200)	U	Emulsion In	BH-4740 (BH-1866)	30	Yes
8986903	35 mm SP718	122 (400)	U	Emulsion In	BH-4740 (BH-1866)	1	
8903932	35 mm SP718	305 (1000)	U	Emulsion In	BH-4740 (BH-1866)	1	
1382688	16 mm SP455	30 (100)	R-90 100-ft. spool	Emulsion In Winding B	1R-7605 (1R-2994)	1	
8676264	16 mm SP457	122 (400)	T	Emulsion In Winding B	1R-7605 (1R-2994)	1	

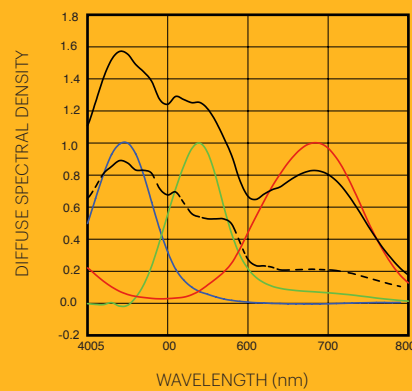
\* Availability may vary by location. Contact your local Kodak representative for additional information.

\*\* This product is available as Finish-to-Order (FTO) in various other standard roll lengths and formats. Sold only in specific minimum order quantities or multiples of the minimum order quantities; non-returnable; US and Canada delivery time of 3 weeks from receipt of purchase order. Other restrictions may apply.



#### SPECTRAL-SENSITIVITY CURVES

These curves depict the sensitivity of this film to the spectrum of light. They are useful for determining, modifying, and optimizing exposure for blue-and green-screen special-effects work.



#### SPECTRAL DYE-DENSITY CURVES

These curves depict the spectral absorption of the dyes formed when the film is processed. They are useful for adjusting or optimizing any device that scans or prints the film.

NOTE: Cyan, Magenta, and Yellow Dye Curves are peak-normalized.

#### Spectral Sensitivity Curve Key

- Sensitivity of the yellow dye forming layer
- Sensitivity of the magenta dye forming layer
- Sensitivity of the cyan dye forming layer

#### Spectral Dye Density Curve Key

- Midscale Neutral
- Cyan Dye
- Magenta Dye
- Yellow Dye
- Minimum Density

Note: Sensitometric and Diffuse RMS Granularity curves are produced on different equipment. A slight variation in curve shape may be noticed.



**For more information:** [www.kodak.com/go/motion](http://www.kodak.com/go/motion)

**Sales offices:** [www.kodak.com/go/salesoffices](http://www.kodak.com/go/salesoffices)

**Lab directory:** [www.kodak.com/go/findlab](http://www.kodak.com/go/findlab)

Notice: While the data presented are typical of production coatings, they do not represent standards that must be met by Kodak.  
Varying storage, exposure, and processing conditions will affect results. The company reserves the right to change and improve product characteristics at any time.  
©Kodak, 2018. Kodak, Eastman, Keycode, and Vision, Wratten are trademarks. H-1-5207 180929

